

Response rates




The firm received

132

responses


Demographic response rates

Gender



66%

Prefer not to say 1.5%



31%

Prefer to self describe 1.5%

Age

16-24 9% 25-34 24% 35-44 27%

45-44 23% 55-64 14% 65+ 1%

Prefer not to say 2%

Disability

Do you have a disability?

96%

2%

Prefer not to say 2%



Are your day-to-day activities limited because of a health problem or disability which has lasted, or is expected to last, at least 12 months?

96%

2%

Prefer not to say 1%


Yes, limited a lot 1%

Gender

Do you consider your gender identity to be different from your registered sex at birth?

98%

2%



Sexual orientation

What is your sexual orientation?

Gay/Lesbian 2%

Prefer not to say 1%

Heterosexual/Straight 96%

Bisexual 1%

Socio economic background

What type of school did you mainly attend between the ages between the ages 11 and 16?

UK State school (non selective) 62%

UK State run school (selective) 19%

UK Independent/Fee paying school 15%

Prefer not to say 2%

Don't know 1%

Other 2%



What is the highest level of qualifications achieved by either of your parent(s) or guardian(s) by the time you were 18?

At least one had a degree level qualification 32%

Do not know 8%

No formal qualifications 15%

Not applicable 2%

Prefer not to say 4%

Qualifications below degree level 37%

Traditional professional 1%

Not applicable 1%



Faith and ethnicity

What is your region/faith?

Sikh 1%

Prefer not to say 2%

No religion or belief 45%

Muslim 2%

Hindu 2%

Christian 48%

What is your ethnic group?

Asian/Asian British – Bangladeshi 1%

Black or Black British – Caribbean 1.5%

Indian 2%

Mixed – White & Black Caribbean 1%

Pakistani 1%

Prefer not to say 1.5%

White British 90%

White British/Welsh 1%

White Chinese 1%

Primary care responsibility

Do you look after or care for someone with long term physical or mental ill health caused by disability or age (not in a paid capacity)?

8%

88%

Yes, 50 or more hours a week 1%

Prefer not to say 3%

Are you a primary carer for a child/children under 18?

31%

66%

Prefer not to say 3%

